楊琅然
YEUNG Long-yin Darius

賽馬會體藝中學
Jockey Club Ti-I College

Theme of the Portfolio

# The Quest of Art

**Artist's Statement**

This is a set of works challenging the meaning of art. We are situated in contemporary art era, which is intricate. Every day, it comes up a question "What is art?". Art evolves into different new types of genre that we didn't perceive them as art before. I tried to probe into the artists' community and interview them. See how they define art and how they comment on the situation of art in Hong Kong. I found that every artist got their meaning of art, I tried to redefine "What is art?" for myself. I kept discovering and running back, art was just near me. It's an inspirational journey for me. I shared my ideology to others and try to influence the people that don't see art is part of them. The artworks gone through four stages: "confusion", "exploration", "refining" and "immersion".

# 學生作品
## Student's Artworks

1

Title: Confusion: Transmutation of Arts
Media: Mixed media
Size: 51cm x 51cm x 61cm

2

Title: Exploration : Artists Say
Media: Acrylic on canvas
Size: 203.2cm x 101.6cm
(A set of 20 small canvas)

3

Title: Redefining: My Art Journey
Media: Mixed media
Size: 182cm x 40.6cm

4

Title: Immersion: Along with Arts
Media: Acrylics on canvas and audio speakers
Size: 320.4cm x 50.8cm (A set of 9 canvas)

# INTRODUCTION+TRANSITION+REASON.

After finishing the three artworks I started my artwork from the situations society → society/myself → myself and now I want to turn back to society, as a conclus of my 4 artworks I intended to interact with others, change the mind of their inherent values Tell the others arts in surrounding you. It just depends on how you think about it. Furthermore, this is the intensified version for the definition that I have set in my artwork. People are always saying that Art is everything, which is surrounding you and nearby you. It's so true for me now.....

artwork 4
page 1

TRANSITION FROM ARTWORK 3 to ARTWORK 4: In artwork three, I have already found my definitions of Arts and it becomes my strongest believe temporarily. Arts is a journey to me and in the 4th artwork I want to use the new definition that I found in the third artwork, to immerse, affect and influence the others (the people surrounding me, the people that I know) Hoping that to shorten the distance of arts and people because the people think that art is far away from them and they are not willing to approach it. But after setting my own definition in artwork three, I found that art can be surrounding you all the time. Just depends on how you think about it. That's why I want to influence them and interact in the coming artwork.



REASONS: I want to do something back to the society but not only stick to myself. My artwork's focus is something like finding the definition for the beginning till now. Now I have found that and I want to work back on the society. Furthermore, if I could change the minds of the people's inherent values, give them an inspiration and interact with them. I believe that it's a very intriguing process and experience for me and this is also very meaningful at the same time. For me, it's actually a new try. In the past, I did a lot of works to reflect the phenomenon of the society or express my own feelings towards an event. But I have never tried to interact with others directly and see their reactions after all. I think it would be a good try for me to do this in the last artwork in high school. Of course, the most pivotal things is, I want the audiences (people to feel the journey with me by influencing their minds towards Arts.

BACK OF THE CANVAS

IDEA 1

artwork 4
page 5

Audio player.

↑ This is the draft for the painting the portraits of different distance between Arts and also the general public. Moreover, canvas to display as it much looks like an portraits painting reminder, put at the back to intensity the paintings

IDEA 2



Enlarged figure

IDEA 3

↑ I may try to use plaster to make the masks of each people. The real face will be shown which is quite interesting. Plaing them on the wooden boarder and display them. Also the style/patterns which can represent the interviewees' feeling and perspectives towards arts will be shown on their faces.

↑ I may want to comprihise all the faces/portraits of the people together in one big painting. Showing different styles, different thoughts of their minds towards Arts

IDEA 4



I want to connect the Art with people all together, I may set a monitor and a camera on it, shooting the audience during the exhibition, when the audiences come to my work, the faces will be shown on the screen / monitor which is like take one step closer to Arts in this situation.

IDEA 5

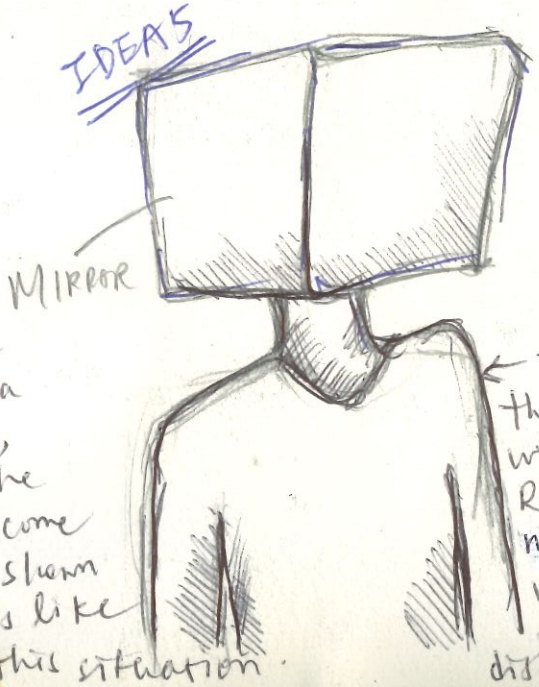

MIRROR

← I would be the model of this idea, covering myself with a mirror box. Reflecting people on the mirror, let to the rethink what's Arts and reflect from it. Shorten the distance of Arts and Public

people in order to shorten the
I may use the ellipse shape of
gs. I would like to use the
content showing at the front

The one is the interaction work with the public. Meanwhile partner may hold a yarn and block the way of the general public. They may feel strange about but actually they are approaching Art already and the distance is shorten



IEA6



Holding an exhibition about my topics. Showing the audiences how they think about Arts, showing how I am going to influence the general public. Maybe some audio's will be displayed and show my thoughts towards Arts. I may reserve them a board to write down their comments, their thoughts towards Arts..... Interact with the audiences

showing 2 paintings in 2 styles but originated from the same person. One is tend to be abstrast and another tend to be realistic. Showing that there could be another way to see one thing from 1 person

This is the video showing how I interview the people and ask them how they see Arts, how I think about Art, ask whether they have reflection after listening to me



The chair will usually give cool feeling to you when you sit down on it but if I try to make it hot and let the audiences to sit on the chair They may be amused

with the heater inside the wood

video story board

that why it's so hot and let them rethink, I just want to interact perspectives to see one thing? Just like Art




Audio Planning: I would like to buy the small audio speakers from the shops. I will use the phone to record the interviewee's voice. Also, I may use the app to do some editings after recording their voices and speeches. And after that I will save the recordings inside the recorder and I tried to put it at the back of the canvas.

Questions will be asked:

1. Do you think art is far away from you?
2. How do you see Arts? In what way? In which perspectives?
3. Follow-up questions based on their answers.

Study of human face

# STUDY ON HUMAN FACE.

PURPOSES: BEFORE STARTING TO PAINT ARTWORKS, I THINK I SHOULD FIRST DO SOME STUDY TOWARDS THE HUMAN FACES, ON THE EXPRESSIONS, POSITIONS OF THEIR EYES, NOSES ... ETC WHICH CAN FACILITATE BETTER EXPRESSIONS ON THE PAINTINGS WHICH ALSO FOR BETTER EXPRESSIONS TOWARDS ARTS OF PUBLIC. THIS STEP IS QUITE IMPORTANT.

The face is the a central body region of sense and is also very central in expressions of emotion among humans and among numerous other species.

The face is crucial for human identity and damage such as scarring or developmental deformities have effects stretching beyond those of strictly physical inconvenience.





Femal → front side face

The muscles of the face are very important when engaging the facial expressions. We must need to know well the shape of the head / face in order to express better on the portraits.

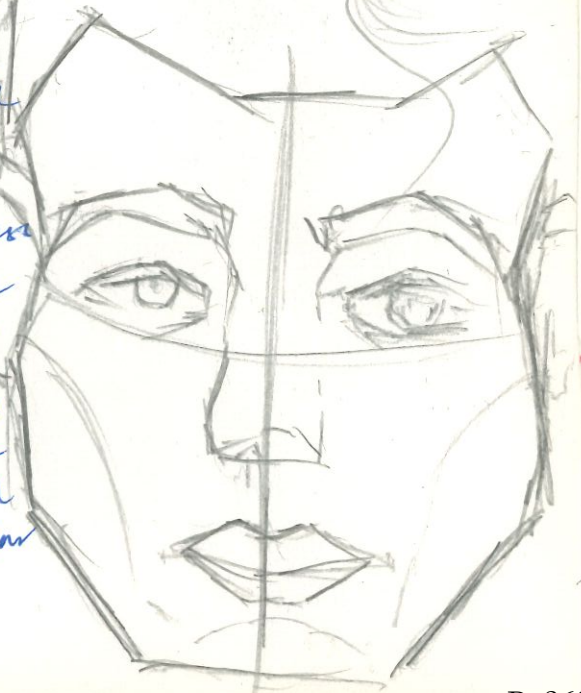

The man → front side face with the angular style

The nastal → ridges are important in defining the shape of nose

Every human face got its own proportion with a fixed distance between each parts of the faces e.g. the eyes and ears.

research + practical
portrait
styles

# Rough Initial PRACTISES.